



# AGRAWAL MOTORS JABALPUR







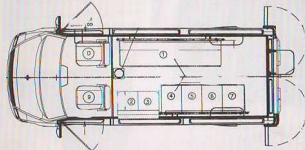
# AGRAWAL MOTORS JABALPUR

**TRAVELLER**  
AMBULANCE

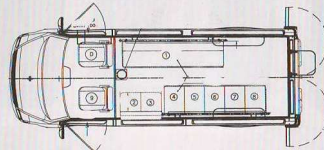


## SALIENT FEATURES

- » Originally designed and produced by Mercedes Benz AG Germany as T1 Transporter, it is now manufactured in India by Force Motors as the Traveller.
- » Monocoque body structure provides total safety and car like ride quality. Cathodic Electrodeposition of primer coat ensures superior corrosion protection and enhances paint gloss retention.
- » Interiors are roomy and elegant. High roof version offers clear standing height enabling easy internal movement.
- » NVH re-engineered to deliver significant reduction in noise, vibrations & harshness in the passenger area.
- » Fitted with Fan, hooks for Intra venous bottles and brackets for oxygen cylinder with adjustable straps.
- » Comes with Factory made stretcher, medicine cabinet, wailing horn and signaling equipment.
- » **OPTIONAL FITMENTS :**  
Air Conditioning



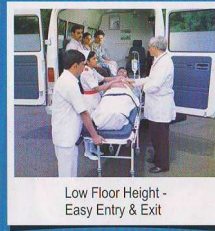
(7 + D + Patient) 3050 WB Ambulance



(8 + D + Patient) 3350 WB Ambulance



Roomy Interiors - Factory made stretcher & Medicine Cabinet



Low Floor Height - Easy Entry & Exit



New front fascia with clear lens, head lamp & blinkers

## FORCE MOTORS LIMITED

Mumbai Pune Road, Akurdi, Pune - 411 035

Visit us at : [www.forcemotors.com](http://www.forcemotors.com)  
[www.forceone.co.in](http://www.forceone.co.in)

Toll Free No. : 1800 2335 000

Authorised Dealer



## TECHNICAL SPECIFICATIONS

ENGINE	TD 2650 FTI ED	TD 2200 COMMON RAIL	
Emission	BS III	BSIII	BSIV
Type	4 cyl, DI, TCIC	4 cyl, 16V, DOHC, VGT, Dual Mass Fly Wheel	
Displacement	2596 cc	2149 cc	
Max Power	60kW (82 Ps) @ 3200 rpm	95 kW (129 Ps) @ 3800 rpm	
Max Torque	215 Nm @ 1800 - 2000 rpm	295 Nm @ 1600 - 2400 rpm	300 Nm @ 1600 - 2400 rpm
<b>TRANSMISSION</b>			
Type	Synchromesh		
No of gears	5Forward, 1Reverse, 5th gear Overdrive		
<b>AXLES</b>			
Front	Dead Rigid, I-Beam, Reverse Elliot Type		
Rear	Live Rigid		
<b>SUSPENSION</b>			
Front	Semi elliptical leaf springs with hydraulic shock absorbers and anti roll bar		
Rear	Semi elliptical leaf springs with hydraulic shock absorbers		
Steering	Mecr. / PS (optional)	Power Steering (PS)	
<b>BRAKES</b>			
Type	Hydraulic, dual circuit, vacuum assisted		
Front	4-Piston, ventilated, disc brakes with wear indicator		
Rear	Drum Brakes		
Parking	Mechanical on rear wheels		
Wheels & Tyres	215 / 75 R 15"		
Warranty	3year / 3 lac km	6 Free Services	1.5 year / 1.5 lac km
			6 Free Services
<b>DIMENSIONS (mm)</b>		<b>WEIGHTS (kg)</b>	
<b>Wheel base</b>	<b>3050</b>	<b>3350</b>	<b>3050 WB</b>
			<b>3350 WB</b>
Max FAW	1490	1490	
Max RAW	2020	2020	
Max GVW	3510	3510	
Turning Radius (m)	6	6.5	
Seating Capacity	7+D+1 Patient	8+D+ 1 Patient	
Overhang Front	900	900	
Overhang Rear	985	1165	
Ground Clearance	210	210	
Fuel Tank Capacity	70 Liters	70 Liters	

**NOTE :** On account of continuous Research and Development, specifications are subject to change. The data included herein is to be regarded as approximate. Accessories shown may not necessarily be part of standard equipment.

A000033221404 / December, 2012 / 10,000